

BMW X5

[www.bmw.com](http://www.bmw.com)



Sheer  
Driving Pleasure



# THE BMW X5.


**BMW EFFICIENTDYNAMICS.**  
LESS EMISSIONS. MORE DRIVING PLEASURE.

International version. Please contact your local dealer for country specific information.









## The BMW X5

### MASTER OF MULTI-TASKING.

- 06 Exterior**  
Perfectly poised for every journey.
- 12 Driving dynamics**  
Adaptive suspension packages, the BMW xDrive intelligent four-wheel drive system.
- 14 Cockpit**  
Intuitive and intelligent.
- 16 Aerodynamics**  
Setting new standards.
- 18 Interior**  
Exclusive atmosphere.
- 20 The BMW X5 xDrive40e**  
Electrifying drive concept: BMW eDrive.

## Technology

### INNOVATIONS THAT SET TRENDS.

- 22 BMW ConnectedDrive**  
So connected, you're free.
- 26 BMW EfficientDynamics**  
Technology package for reduced fuel consumption and emissions.
- 28 BMW TwinPower Turbo engines**  
Maximum performance from minimum fuel consumption.
- 30 The BMW X5 xDrive40e**
- 32 M Performance**  
M Gene included.
- 34 Suspension and safety**  
Innovations for greater pleasure.

## Equipment

### AS INDIVIDUAL AS YOU ARE.

- 38 BMW X5**
- 40 Pure Experience design**
- 42 Pure Excellence design**
- 44 M Sport package**
- 46 BMW Individual**
- 48 Colours, upholstery and interior trims**
- 52 Standard / Optional equipment**
- 63 Original BMW Accessories**

## Overview

### THE VERSATILITY OF THE BMW X5 AT A GLANCE.

- 64 Technical data and information on fuel consumption and CO<sub>2</sub> emissions**
- 66 BMW Service**  
BMW Service, BMW Financial Services and BMW Experience.

#### Editorial

# DESIGNED TO OUTDO ITSELF. YET AGAIN.

Since its launch, the BMW X5 has been setting milestones in its class – a class of which it was the founding member. And now it's back: The third generation X5 has again surpassed its own benchmarks – as a Sports Activity Vehicle (SAV) that delivers outstanding luxury and unparalleled comfort in every regard and never fails to exceed expectations.

It features a huge array of intelligent technologies that take efficiency and dynamism (not to mention comfort and safety) to a whole new level – even when it goes off-road. The BMW X5's superiority is also evident in its two design worlds– Pure Experience and Pure Excellence. No matter whether you want to make a powerful impression, or prefer a look of understated sophistication, there are plenty of design options for expressing your own personal style through the exterior and luxurious interior. The striking curves on the BMW X5 signify a personality that never fails to announce its one overriding attribute: supremacy.

[www.bmw.com/X5](http://www.bmw.com/X5)

#### Specifications of model shown: BMW X5 xDrive50i with the Pure Experience exterior design and Pure Excellence interior design.

Engine:	BMW TwinPower Turbo eight-cylinder petrol engine	Exterior colour:	Sparkling Brown metallic
Power output:	330kW (450hp)	Upholstery:	Exclusive extended Nappa leather Ivory White
Wheels:	19" light alloy wheels Star-spoke style 449	Interior trim:	American Oak fine-wood trim

#### Specifications of the model shown: BMW X5 xDrive40e with the Pure Excellence exterior design and Pure Excellence interior design.

Engine:	BMW TwinPower Turbo 4-cylinder petrol engine	Exterior colour:	Glacier Silver metallic
Power output:	190kW (263hp)	Upholstery:	Exclusive extended Nappa leather Ivory White
System output:	230 kW (313 hp)	Interior trim:	Piano finish Black
Wheels:	19" light alloy wheels Star-spoke style 490, BMW EfficientDynamics		





TRUE LUXURY  
& A POWERFUL  
PERSONALITY.







## THE ULTIMATE ALL-ROUNDER.

Every day presents different challenges. Luckily, the BMW X5 has what it takes to tackle just about anything: versatility. Its two-part tailgate provides easy access to smaller items of luggage and the lower section opens up to create a platform capable of supporting up to 250 kg. The rear seat backrest can be reclined in a 40:20:40 split and when it's completely folded down the luggage compartment capacity is increased to a massive 1,870 litres. The optional third row of seats can accommodate two additional passengers, so there's room for up to seven people. In short: the BMW X5 has a clever solution for whatever challenge comes its way.

Just as impressive as the BMW X5 is the latest incarnation of the iconic BMW R 1200 GS travel enduro motorcycle. Tough, dynamic and unmistakable – this machine's innovative design and cutting-edge technologies make it the most reliable companion for biking adventures on all kinds of terrain.





The very first moment you come face-to-face with the BMW X5, your eyes will be instinctively drawn to its compelling design. Its expressive front with optional Adaptive LED Headlights and the athletic side contours generate a masculine look that's beyond compare. No matter when and where you encounter the BMW X5, one thing is certain – its exclusive appearance will take your breath away.

REIGN SUPREME.







RULES THE ROAD.  
AND YOUR HEART.

All the expectations aroused by the masterly presence of the BMW X5 will be confirmed and surpassed when you see it in action. From supremely sporty to comfortable, the optional adaptive suspension packages ensure optimal roadholding for every style of driving. When combined with the intelligent BMW xDrive four-wheel drive system, the X5 delivers an unforgettable driving experience regardless of the road surface or weather conditions, all while providing outstanding safety and the ultimate in driving pleasure. And it doesn't matter which direction you're headed, as the BMW X5 knows one way to go: its own.





In the cockpit of the BMW X5, this is easier than ever: all the controls, such as the optional iDrive Touch Controller, are fully geared towards the driver and the overall clarity of the design is a pleasure to behold. The various BMW ConnectedDrive assistance systems are also clearly focused on one overriding goal: your comfort and safety. Should you find yourself stuck in a traffic jam, for instance, the optional Traffic-queue assistant assumes control of the vehicle, automatically moving forward, maintaining a safe distance to the car in front and steering. After all, sometimes you just need to sit back and relax to really take charge.

SIT DOWN AND  
RISE ABOVE IT ALL.



EVEN BLOWS THE WIND AWAY.

Air resistance is no match for the sophisticated aerodynamics of the BMW X5. The car's designers came up with innovative features that greatly improve the air flow. For example, wind turbulence at the front wheel arches is greatly reduced thanks to the Air Curtain on the front apron and the Air Breather at the front wheel arches. Aerodynamically enhanced exterior mirrors and the aeroblade on the rear also play a role in delivering the lowest drag coefficient ( $C_d$  value) in its class.







When you take a seat in the BMW X5, one thing becomes instantly clear: perfection is the culmination of an unerring attention to detail. Prepare to be awed by the overall sense of spaciousness in the BMW X5, which is also available with an optional third row of seats, and the meticulously selected premium materials and excellent craftsmanship. Opulence has found a new home: where the aroma of exquisite leather meets the sensory pleasure of fine woods and elegant trims. Combined with the striking atmosphere generated by the ambient lighting design, you'll enjoy an ambience of supreme exclusivity. And the optional Bang & Olufsen High End Surround Sound System takes perfection to a whole new level. The BMW X5 offers a feast for the senses, no matter where you decide to sit.

ENJOY THAT FRONT-ROW FEELING –  
NO MATTER WHERE YOU SIT.





## MASTERFULLY SUSTAINABLE.

Combine style with innovation: as a plug-in hybrid model, the BMW X5 xDrive40e combines the highest levels of dynamic performance, luxurious design and sustainability. Its intelligent drive concept unites a BMW TwinPower Turbo 4-cylinder petrol engine with the BMW eDrive components: the interplay between the electric motor, the high-voltage lithium-ion battery and intelligent energy management creates pure driving pleasure that produces zero emissions locally with electric driving. The intelligent BMW xDrive all-wheel drive system also provides ongoing optimal traction and agility when driving in electric mode. To ensure maximum driving performance every time, simply charge your BMW at home from any household power socket with the charging cable included, or from your own BMW i Wallbox. Public charging stations also provide you with many quick opportunities to charge your vehicle with fresh energy whilst out and about. Discover a new dimension that unites impressive dynamics with the highest efficiency – with the BMW X5 with eDrive.





## BMW ConnectedDrive So connected, you're free.



Our world is becoming more closely connected every day. BMW drivers are used to the fact that their vehicle and their world are connected – that they can request information, communicate via telephone or email and always be up to date while they're on the go. The BMW ConnectedDrive concept encompasses all the services and innovative technologies that network BMW vehicles and their passengers with the world outside and the traffic around.



**BMW ConnectedDrive** encompasses a wide range of intelligent services and assistance systems, allowing everybody to choose just what they need. The BMW ConnectedDrive Services & Apps provide greater flexibility by networking the driver, car and the outside world. The BMW ConnectedDrive driver assistance systems make every drive in a BMW both safer and more convenient. Intelligent systems make the driver's job easier and minimise the risk of accidents.

More information is available at

[www.bmw.com/ConnectedDrive](http://www.bmw.com/ConnectedDrive)



## CONNECTED DRIVE SERVICES.

The **BMW ConnectedDrive Services**\*<sup>1</sup> option provides the driver with a wide range of information, entertainment and service features on the road.

It also includes BMW Online, which enables you to access current, localised information such as weather, news and an online search powered by Google™, as well as various office functions. You can also combine individual services and features such as webcams, fuel price info, parking information, travel and hotel guides in the "Applications" menu.



The secure and comfortable use of selected smartphone applications is also included for an unlimited period of time. The ConnectedDrive Services option also includes access to the **BMW ConnectedDrive Store**, in which services and apps can be booked, extended and selected according to individual needs, at any time and from any place. The ConnectedDrive Services option also offers much more to make each journey in a BMW into a real experience.

\* May not be available in all countries, please consult your BMW partner.

<sup>1</sup> For further information on BMW ConnectedDrive, please visit [www.bmw.com/connecteddrive](http://www.bmw.com/connecteddrive)



## BMW CONNECTED DRIVE SERVICES & APPS – INTELLIGENT CONNECTIVITY.

The **BMW ConnectedDrive Services & Apps\*** – configuring them according to your individual needs is now quicker and easier than ever before. Want to listen to your favourite music on every journey? No problem with Online Entertainment.



### ONLINE ENTERTAINMENT – MUSIC, WHEREVER YOU GO.

With Online Entertainment, a flat-rate account can be opened with any BMW music partner, such as Napster, and can also be used with any device supported by the provider.\*<sup>1</sup> That means unlimited access to millions of songs. The Navigation System Professional in conjunction with ConnectedDrive Services is required for use.



### INTERNET – INFORMATION AT YOUR FINGERTIPS.

Whether you need to check the balance in your bank account, place a bid on eBay or look something up in Wikipedia, the BMW ConnectedDrive Internet option ensures that you can do whatever you need to do online. To enable you to surf to your heart's content, the iDrive Controller in the centre console doubles as a computer mouse.



### BLUETOOTH OFFICE – ALWAYS IN TOUCH.

Bluetooth Office enables BMW office functions such as emails, appointments, tasks, contacts and text messages to be shown on the Control Display or read aloud over the audio speakers using the read-aloud function. All compatible mobile end devices are listed at [www.bmw.com/bluetooth](http://www.bmw.com/bluetooth).

## BMW CONNECTED DRIVE DRIVER ASSISTANCE – A CO-PILOT YOU CAN COUNT ON.

**BMW ConnectedDrive driver assistance** comprises a host of innovative functions for greater safety and convenience, which make every trip even more enjoyable. Want to know where your next turn is? The full-colour BMW Head-Up Display has the answer. Improved safety in the dark? BMW Night Vision takes care of it.



### BMW HEAD-UP DISPLAY<sup>2</sup> – KEEP YOUR FOCUS ON THE ROAD.

The optional full-colour BMW Head-Up Display projects information relevant to the journey directly into the driver's field of vision, thereby allowing them to fully concentrate on driving. The display includes information such as the current speed, navigation directions, Speed Limit Info incl. no-overtaking indicator, along with telephone and entertainment lists.



### TRAFFIC JAM ASSISTANT\* – RELAX AND LEAVE THE ROAD TO YOUR BMW.

The Traffic jam assistant eases the burden on the driver during monotonous driving situations on the motorway. At speeds of up to 60 km/h, the system lets the car simply "glide along" with the other cars in dense traffic situations, making traffic jams less stressful. It automatically maintains the distance from the vehicle ahead and regulates the car's speed down to a standstill – as well as providing steering support. This system is only available in conjunction with the optional Driving Assistant Plus package.



### BMW NIGHT VISION – THE BENEFIT OF FORESIGHT.

An optional infrared camera in the double kidney grille detects people and animals up to a distance of 300 metres, displaying images on the Control Display. Pedestrian recognition also gives a visual warning to indicate if people are moving close to the road, up to a distance of 100 metres ahead. This means that the driver can recognise potential danger significantly earlier and react more quickly. The new Acute Warning system helps in imminently critical situations, thereby offering even greater safety.

The images shown here merely serve as examples, as the systems are different in each model. The Control Display and the way content is displayed may vary depending on the model.

<sup>2</sup> Display readability is reduced when wearing polarized sunglasses. The exact content shown on the BMW Head-Up Display will depend on the equipment options chosen. Further optional equipment is required for content to be displayed.

\* May not be available in all countries. Please consult your BMW partner.

<sup>1</sup> May vary by country.



**BMW EFFICIENT DYNAMICS.**  
LESS EMISSIONS. MORE DRIVING PLEASURE.



## BMW EFFICIENT DYNAMICS – MAKING A LITTLE GO A LONG WAY.

At BMW, everything revolves around quintessential BMW “driving pleasure”. To attain this goal, the pioneering BMW EfficientDynamics strategy is rigorously implemented in all vehicles. This strategy includes the deployment of innovative technologies which are not only geared towards minimising the vehicle’s fuel consumption and emissions, but are also aimed at maximising dynamism and driving pleasure.

It is a comprehensive technology package that encompasses the drive system, energy management and the vehicle concept – and is standard in every BMW. The new generation of engines in the BMW TwinPower Turbo family is responsible for increased driving pleasure coupled with less emissions, no matter whether a petrol or diesel engine. Optimised aerodynamics, along with BMW EfficientLightweight, contribute to increased efficiency. BMW’s dedication to lightweight vehicle construction is evidenced by its consistent use of the right materials for the right parts of the vehicle, leading to a low weight and optimal rigidity, which in turn boost agility.

This is proof of the impressive innovation leadership at BMW, the only major car manufacturer that relies on ultralight and highly rigid carbon fibre (CFRP) as a key material. BMW also focuses on pioneering drive train concepts such as BMW eDrive technology with a 100% electric drive train and plug-in hybrids.

Overall, the technology package encompasses a multitude of measures in every BMW. Features and equipment such as ECO PRO mode, the Automatic Start/Stop function, optional 8-gear Steptronic transmission and Brake Energy Regeneration are also deployed with the express purpose of lowering fuel consumption and reducing CO<sub>2</sub> emissions, but while simultaneously boosting performance and driving pleasure. And all this comes as standard in every BMW.

## THE BMW EFFICIENT DYNAMICS FEATURES IN THE BMW X5 AT A GLANCE.

**BMW eDrive** technology combines the best of both worlds in a plug-in hybrid model such as the BMW X5 xDrive40e: purely electric, locally zero-emissions driving, in urban areas for example, along with a dynamic driving performance with the greatest possible range. Intelligent energy management controls the interaction between the electric motor and the combustion engine, deploying them with the greatest possible efficiency.

BMW intelligent lightweight construction means using the right material for the right parts of the car. For every single component, the most suitable material is selected; after all, every material has specific qualities that must be considered. The **BMW EfficientLightweight** philosophy is now integral to BMW EfficientDynamics and is applied to every BMW. Various materials such as aluminium, high-tensile steel, magnesium and the most high-tech plastics all contribute to the massive, targeted reduction in vehicle weight, while at the same time increasing vehicle stability. The results are clear: faster acceleration, improved agility, greater driving dynamics, optimised road holding, as well as lowered fuel consumption, in combination with increased passive safety thanks to maximum rigidity and strength.

**Aerodynamics.** Thanks to a range of optimised aerodynamic elements, the BMW X5 xDrive30d delivers an excellent drag coefficient (C<sub>d</sub> value) of 0.31. This in turn has a positive effect on overall efficiency and fuel consumption. These elements include air vent control, the Air Curtain in the front apron, the Air Breather in the front wheel arches, as well as the combination of an active rear spoiler and aeroblate.

The **8-speed Steptronic transmission** makes changing gears and driving significantly more convenient, thanks to fast engine speed transitions and shorter shift times. It unites outstanding comfort with palpable dynamics and increased fuel efficiency.

The **ECO PRO mode** helps drivers reduce their fuel consumption by up to 20 percent, depending on their driving style – according to an internal BMW fuel consumption study. The coasting function, the Route-ahead assistant and ECO PRO route make it possible to save a further five percent. When the driver takes their foot off the accelerator at speeds of 50–160 km/h and doesn’t brake, coasting mode disconnects the drive train from the engine, allowing the vehicle to coast without experiencing resistance. When necessary, the Route-ahead assistant intelligently prevents coasting. Using data from the Navigation system, the Route-ahead assistant detects speed limits, built-up areas, bends, roundabouts, intersections and motorway exits and, at the right time, offers tips about when to let up on the gas. Based on the current traffic situation, your personal driving style and local conditions, the ECO PRO route shows the most efficient way to your destination. The on-board computer displays the percentage of fuel that choosing ECO PRO route could save.


**BMW BluePerformance technology** reduces the nitric oxide (NO<sub>x</sub>) generated by diesel engines to a minimum. It has no impact on the actual combustion process and does not adversely affect the diesel engine’s high degree of efficiency.

The **Automatic Start/Stop function** temporarily turns the engine off when the vehicle briefly comes to a stop, for example at a stop light or in traffic, reducing fuel consumption and emissions. When the driver releases the brake, the engine automatically turns back on within a fraction of a second.



# PEAK PERFORMANCE UNDER PRESSURE. BMW TWIN POWER TURBO TECHNOLOGY.

**BMW TwinPower Turbo.** The innovative BMW TwinPower Turbo petrol engines are among the core elements of the BMW EfficientDynamics strategy and have already been honoured with numerous awards. They combine the latest fuel injection systems with fully variable power distribution and innovative turbo charger technology.



## BMW X5 xDrive35i.

The BMW TwinPower Turbo six-cylinder in-line petrol engine combines a TwinScroll turbocharger with Valvetronic, Double-VANOS and High Precision Injection. Responsive acceleration, smooth running and a torque of 400 Nm are the defining hallmarks of this power house, which delivers an output of 225 kW (306 hp) and takes just 6.5 seconds to sprint from 0 to 100 km. This intelligent package of technologies significantly reduces average fuel consumption to 8.5 l/100 km<sup>1</sup> with CO<sub>2</sub> emissions of 197–199 g/km<sup>1</sup>.


## BMW X5 xDrive40e.

With a system output of 230 kW (313 hp), the BMW X5 xDrive40e combines the efficient eDrive hybrid drive with the BMW xDrive all-wheel drive system, which ensures optimal traction and agility, whether the car is in purely electric mode or not. The drive's core components include a 180 kW (245 hp) 4-cylinder petrol engine with BMW TwinPower Turbo technology, an 83 kW (113 hp) electric motor<sup>2</sup>, along with the variable BMW xDrive all-wheel drive.

## BMW X5 sDrive50i.

The BMW TwinPower Turbo V8 engine combines two turbochargers with Valvetronic, including Double-VANOS and High Precision Injection. The result is a massive maximum torque of 650 Nm at engine speeds of between 2000–4500 rpm. With an output of 330 kW (450 hp), it can accelerate from 0 to 100 km/h in an incredible 4.9 seconds. And High Precision Injection ensures extremely efficient fuel consumption.

**BMW TwinPower Turbo.** In diesel engines, BMW TwinPower Turbo technology includes state-of-the-art fuel injection technologies for enhanced efficiency, as well as fully variable power distribution and innovative turbocharging technology for a more dynamic ride. All diesel models feature lightweight aluminium construction and are equipped with a zero-maintenance particle filter.



## BMW X5 sDrive25d/xDrive25d.

This BMW TwinPower Turbo 4-cylinder diesel engine with a 2.0-litre capacity and an output of 170 kW (231 hp) combines CommonRail direct injection and a two-stage turbocharger with variable turbine geometry. The BMW X5 sDrive25d is the most efficient engine in the range. The BMW X5 sDrive25d comes with a rear-wheel drive as opposed to an all-wheel drive. The resulting weight distribution plays a major role in delivering particularly low fuel consumption and emission figures. The maximum torque of 500 Nm is generated at an engine speed of just 1500 rpm. Both the BMW X5 sDrive25d and the xDrive25d accelerate from 0 to 100 km/h in 7.7 seconds and reach a top speed of 220 km/h. Average fuel consumption: 5.3–5.4 litres of diesel per 100 kilometres (xDrive25d: 5.6 l). CO<sub>2</sub> emissions: 139–141 g/km (xDrive25d: 146–148 g/km). The all-wheel drive system BMW xDrive further increases traction and directional stability.

## BMW X5 xDrive30d.

The BMW TwinPower Turbo six-cylinder in-line diesel engine with a capacity of 3.0 litres combines CommonRail direct injection and a turbocharger with variable turbine geometry. At engine speeds as low as 1500 rpm, this 190 kW (258 hp) powerplant delivers an impressive 560 Nm of torque and takes just 6.8 seconds to sprint from 0 to 100 km. It consumes an average of just 5.9–6.0 litres per 100 km<sup>1</sup>, with CO<sub>2</sub> emissions of just 156–158 g/km<sup>1</sup>.

<sup>1</sup> Fuel consumption and CO<sub>2</sub> emissions are affected by the selected wheel and tyre sizes.

For more information please see pages 64/65.


<sup>2</sup> Top performance of the electric synchronous motor.



# THE BMW X5 xDrive40e.

The BMW X5 xDrive40e combines the highly efficient eDrive plug-in hybrid drive with the intelligent and variable BMW xDrive all-wheel drive system. It thereby incorporates purely electric, locally zero-emissions driving on short trips, along with a dynamic driving performance with optimal traction. The drive's core components include a powerful 180 kW (245 hp) 4-cylinder petrol engine with BMW TwinPower Turbo technology, an 83 kW (113 hp) electric motor, a high-voltage lithium-ion battery with a capacity of 9.2 kilowatt hours, as well as the intelligent BMW xDrive all-wheel drive, which guarantees confident traction, optimised stability and increased agility in all weather and road conditions even when the vehicle is running exclusively on its electric drive. Intelligent energy management efficiently controls the interactions of the electric motor, combustion engine and the all-wheel drive system. Depending on the power output used by the driver and the state of battery charge, the electric motor can propel the vehicle alone, or it can support the combustion engine. During coasting and braking, it even transforms kinetic energy into electrical energy, which is saved in the high-voltage battery for use by the electric engine. When running on electricity alone, the vehicle has a range of approx. 30 km and an electric top speed of 120 km/h. Its combined fuel consumption is 3.3 – 3.4 l/100 km<sup>1</sup> with CO<sub>2</sub> emissions of 77–78 g/km<sup>1</sup>.

<sup>1</sup> Fuel consumption and CO<sub>2</sub> emissions are affected by the selected wheel and tyre sizes. For more information please see pages 64/65.



■ The **eDrive button** allows the driver to choose between three different drive modes. The AUTO eDrive mode is active by default. The MAX eDrive mode supports purely electric driving. The battery is charged and the battery charge level is maintained during the SAVE BATTERY mode.

■ The **charging port** for the external charging of the high-voltage battery can be found behind a flap on the vehicle's front side panel on the left. The charging port is protected from harmful environmental effects by a special gasket ring. The LED light ring provides information regarding the various charging procedure statuses.

□ The "My BMW Remote for plug-in hybrids" **app** supports remote monitoring of the charging procedure. It also provides information about the BMW purely electric range and the battery charge status. The charging procedure can be controlled remotely and climate control can be activated from a distance.



○ **BMW 360° Electric.** With the BMW i Wallboxes it is quick and easy to charge the BMW X5 xDrive40e in your own driveway at home. It is also straightforward to charge the vehicle at public charging stations or from any household power socket.

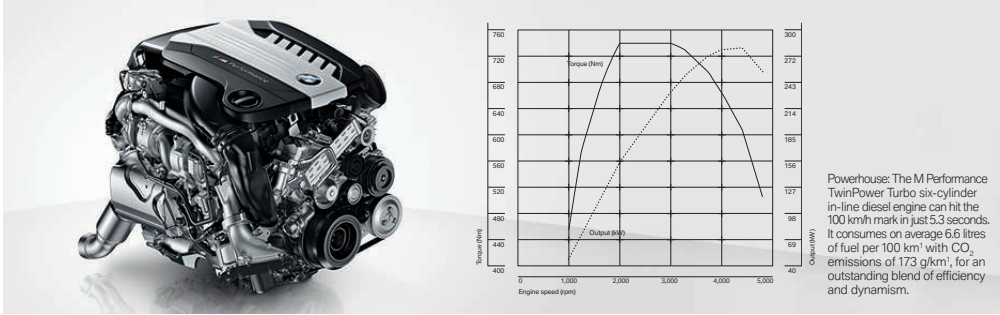
■ The **flat loading floor** has only been raised by a few centimetres in comparison with the BMW X5 with conventional drive. This means the luggage compartment remains virtually unchanged and can still be accessed directly. The flexibility associated with the divisible rear seat backrest is also maintained.

■ On the outside, this vehicle differs from the conventionally driven variant by its xDrive40e **lettering** on the front side panels and eDrive on the rear – a testament to the vehicle's innovative drive technology.



# THE BMW X5 M50d. M GENE INCLUDED.

powered by 



The BMW X5 M50d has greatly benefited from the combined experience of the engineers of BMW M, whose expertise has ensured precision tuning between the drive, suspension and steering. Behind the wheel, you will enjoy precise, sporty handling for an exceptionally intense driving experience. The M Performance TwinPower Turbo engine has immensely satisfying acoustics and delivers a powerful output of 280 kW (381 hp)<sup>1</sup> and a maximum torque of 740 Nm. This force is transferred directly to the road with optimal traction thanks to the intelligent xDrive four-wheel drive. Its highly exclusive interior and exterior details are guaranteed to turn heads, such as the special air intakes in the front apron and exterior mirror caps in Ferric Grey metallic. These are perfectly complemented by optional 20" light alloy wheels in Double-spoke style 468 M with mixed tyres (shown here). The distinctive interior includes features such as door sill finishers with the 'M50d' logo, sport seats in Anthracite Alcantara/leather combination upholstery, the Aluminium Hexagon interior trim, along with the BMW Individual headliner in Anthracite.

<sup>1</sup> Fuel consumption and CO<sub>2</sub> emissions are affected by the selected wheel and tyre sizes. For more information please see pages 64/65.



**Eight-speed Steptronic sport transmission.** Gear lever with the M logo.



**Exhaust tailpipe.** The trapezoidal tailpipes on the left and right are encased in a black chrome trim.



**Logo.** Striking M50d lettering in Dark Chrome.








## THE BEST FOUNDATION FOR SUPERIOR DRIVING DYNAMICS. AN OUTSTANDING SUSPENSION.

Optimised road holding is crucial for a truly dynamic driving experience. In the BMW X5, this is achieved by a weight distribution of almost 50:50 between the front and rear axles, as well as neutral steering behaviour, a high level of directional stability and fantastic traction courtesy of the intelligent xDrive four-wheel drive system. Read on to find out more.



**xDrive<sup>1</sup>.** The intelligent BMW xDrive four-wheel drive system adapts perfectly to even the most challenging road surface conditions and always provides outstanding traction. With xDrive and Dynamic Stability Control (DSC), your car remains directionally stable and controllable. xDrive flexibly distributes drive power to the front and rear wheels, performing lightning-fast adjustments to ensure optimum ground contact at all times. This allows xDrive to combine the advantages of a four-wheel drive – traction, directional stability and safety – with typical BMW agility.

**Servotronic.** The standard Servotronic feature adjusts the power steering to suit the current speed and also ensures a direct, precise steering response at high speeds. It also provides superior comfort by minimising the physical effort required when steering, while increasing agility when parking, manoeuvring, or navigating narrow or twisting roads.

**Active steering.** The active steering option is synonymous with precision, agility and comfort in every driving situation. At low speeds – such as urban driving or parking – Active steering increases the steering angle. This way, you can precisely manoeuvre the vehicle by slightly rotating the steering wheel, meaning that you no longer have to keep turning it to produce the desired result. This makes your BMW significantly more agile and takes the stress

out of parking. For greater control in the upper speed range (from approx. 120 to 140 km/h, depending on the model and calibration), Active steering produces a more indirect steering ratio, thereby reducing the degree to which the wheels are turned. This means you can more precisely control the wheels using larger turns of the steering wheel, for greater convenience and stability. Active steering also intervenes to support you in the event of critical situations such as oversteering or braking on different road surfaces – it reacts even faster than the most experienced drivers (not available with the M50d, X5 sDrive25d, X5 xDrive25d and X5 xDrive40e).

**Adaptive suspension packages.** Suspension control systems for the BMW X5 are available in optional packages. This makes selecting your preferred driving dynamics option easier than ever before.

The **Comfort adaptive suspension package<sup>2</sup>** combines Dynamic Damper Control with air cushioning on the rear axle for the ultimate in driving comfort. And whenever you want a sportier suspension set-up, you can use the Driving Experience Control switch to activate one of the two more dynamic modes (standard with X5 xDrive40e).

The **Dynamic adaptive suspension package<sup>3</sup>** allows you to further boost your car's dynamic potential. Encompassing both Dynamic Performance Control and Dynamic Drive, this package is guaranteed to deliver driving

dynamics that are intrinsically sporty – as evidenced by the extremely neutral steering response and minimal body roll in bends. The **Professional adaptive suspension package<sup>2,3</sup>** combines the components of both the Comfort and Dynamic adaptive suspension packages, thereby providing the ultimate in driving comfort while maximising the driving dynamics. **Adaptive M suspension<sup>4</sup>** extracts even more driving dynamics potential from your vehicle. The Dynamic Damper Control and air cushioning on the rear axle are tuned to deliver exceptionally sporty driving characteristics.

<sup>1</sup> Not available with X5 sDrive25d.

<sup>2</sup> Not available with M50d.

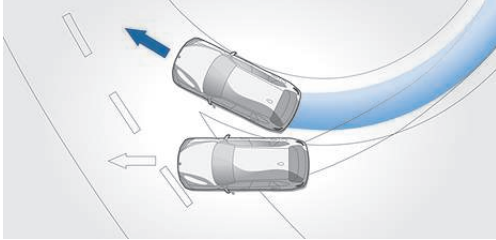
<sup>3</sup> Not available with X5 sDrive25d, X5 xDrive25d or X5 xDrive40e.

<sup>4</sup> Only available in conjunction with the M Sport package, or M50d, not with X5 sDrive25d.

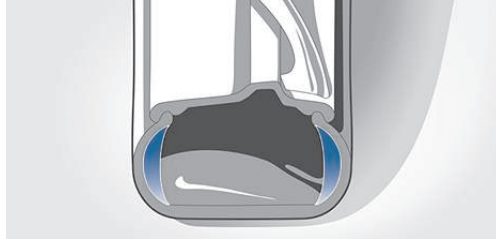


# UNPARALLELED SAFETY WITH THE LATEST BMW TECHNOLOGIES.

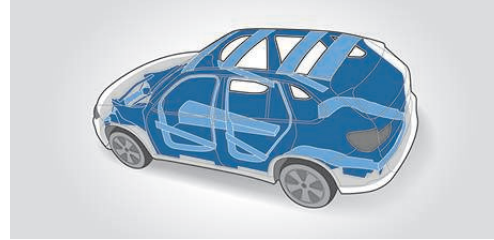
The BMW X5 is equipped with cutting-edge technologies for every eventuality. Superb handling and innovative equipment come standard. Drivers benefit from the very latest technologies that provide optimal support at all times. You'll feel safe and protected, no matter where your journey takes you.



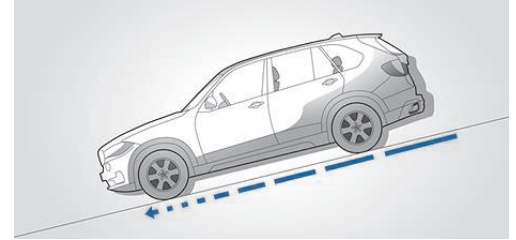
■ **Dynamic Stability Control (DSC)** with extended functionality including Cornering Brake Control (CBC), the hill-start and braking assistant, brake drying and braking readiness. DSC recognises any slight skidding and stabilises your car within fractions of a second. Traction Mode (DTC) is a subsidiary function of DSC. In certain driving conditions it allows increased wheel slip, which optimises acceleration and enables you to drive more dynamically.



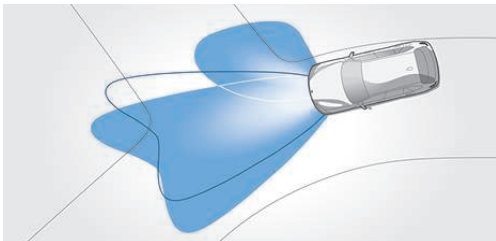
□ **Runflat tyres** feature reinforced side walls that prevent the tyres from completely collapsing or loosening from the rim if the air pressure drops. So in the event of a flat tyre, you'll be able to make it safely to the next repair shop.  
 ■ The **tyre pressure indicator** measures the air pressure and temperature via a sensor, and notifies the driver of pressure loss.



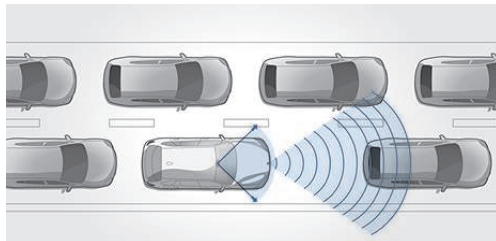
■ **Passenger cell.** BMW is dedicated to building extremely rigid passenger cells for every single model. This not only leads to increased steering precision and agility, but also provides greater safety for you and your passengers. The body only yields in precisely defined areas at the front and rear. Should an accident occur, these deformation zones are capable of absorbing a large amount of the impact, thereby minimising the severity of the collision as it happens.



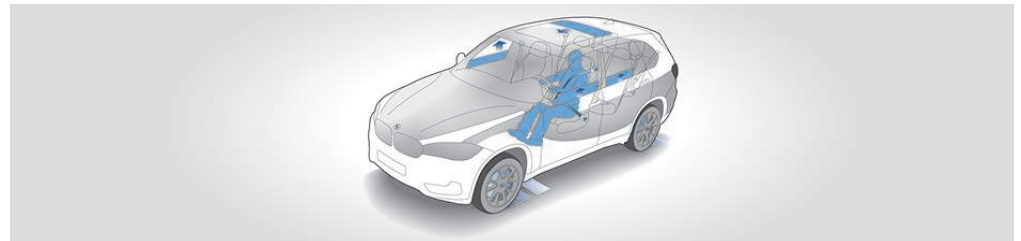
■ **Hill Descent Control (HDC)** in the xDrive models is a system which, when activated, ensures that the vehicle can negotiate the steepest downhill runs automatically and safely at just above walking pace, without the driver having to brake. (Not available with the X5 sDrive25d.)



□ **Adaptive Headlights**, including variable city and motorway light distribution, BMW Selective Beam (anti-dazzle High-Beam Assistant) with automatic operation of the high-beam lights, as well as Bi-Xenon headlight technology, ensure excellent illumination of the road ahead. The cornering lights are automatically activated when the indicator is switched on or when the steering wheel is turned, even when the car is at a standstill.



■ The **Driving Assistant** combines the Lane Departure Warning and Approach Warning systems. The Approach control and Person warning with light city braking function issues a warning if there is a risk of collision with vehicles or pe destrians and brakes the vehicle in the event of an emergency. From a speed of approx. 70 km/h, the Lane Departure Warning draws the driver's attention to an unintentional lane change by means of slight vibrations in the steering wheel.



□ **Active Protection** is the BMW ConnectedDrive preventive occupant protection system. If a critical situation arises on the road, the front seat belts are reversibly pretensioned, the electrically adjustable front passenger seat is brought into an upright position and the side windows are closed – as is the Panorama glass roof, if there is one. A critical situation could include an emergency braking procedure that you have initiated, or if the car demonstrates excessive understeer or oversteer. In certain accident scenarios, the brakes are automatically applied as gently as possible to bring your car to a standstill. This helps to reduce the possibility of a second collision, or even prevent it altogether. Furthermore, the Attentiveness Assistant monitors your behaviour for signs of fatigue. The system analyses your steering response and reacts to irregular driving behaviour by issuing a notification on the Control Display suggesting you take a break.



## BASIC.



With its multi-level instrument panel, the cockpit exudes a sense of luxurious spaciousness. All the controls are ergonomically arranged to best serve the needs of the driver. The standard leather steering wheel with multifunction buttons is a pleasure to hold. The capacious interior design features high-quality materials for a unique ambience and includes two cup holders in the front centre console and numerous storage options.



The interior design shown here features standard seats in Canberra Beige Dakota leather and the Poplar Grain fine-wood trim (standard with the X5 xDrive40d and X5 xDrive50i).



The BMW X5 is available with a wide range of attractive optional 19" and 20" light alloy wheels. The image above shows a 19" BMW light-alloy wheel in V-spoke style 450 (standard with the X5 xDrive50i).



The BMW X5 sDrive25d with the optional Space Grey metallic paint finish.



## PURE EXPERIENCE DESIGN.

### Exterior equipment package features:

- BMW kidney grille with exclusively designed slats in Silver matt
- front bumper with specific design elements in Silver matt and underbody protection design element in brushed stainless steel
- side window frames and window recess finishers in Pearl Chrome, B-pillar and C-pillar, mirror base and mirror foot in Black high-gloss
- rear bumper with specific design elements in Silver matt
- rear underbody protection in brushed stainless steel, stainless steel look at sides
- tailpipe trim in Silver matt
- car key with Pearl-Gloss Chrome buttons and detailing

### Special recommendation for the Pure Experience design:

- 19" light alloy wheels Star-spoke style 449
- roof railing in satin-finish Aluminium

### BMW Individual:

The BMW Individual features perfectly complement the Pure Experience design (see pages 46/47).

### Interior equipment package features:

- seats in Exclusive leather 'Nappa' Mocha upholstery, extended, with contrast stitching in Nut Brown
- interior trim finishers in fine-wood trim 'Fineline Pure' textured dark, American Oak Anthracite high-gloss, Poplar Grain or interior trim finishers in Aluminium high finish
- instrument panel upholstered in leather 'Walknappa' Black with contrast stitching in Nut Brown
- door shoulders in leather 'Walknappa' Black with contrast stitching in Nut Brown
- car key with Pearl-Gloss Chrome buttons and detailing

### Pure Experience design combinations:

The Pure Experience interior design can also be combined with the Pure Excellence exterior design and the M Sport package.



■ Car key with Pearl-Gloss Chrome detailing.



19" light alloy wheels Star-spoke style 449, 9 J x 19 with 255/50 R 19 tyres.



■ The instrument panel with Black Walknappa leather upholstery features contrast stitching in Nut Brown for an even more sophisticated look.

The comfort seats for driver and passenger with electric seat adjustment in Exclusive leather 'Nappa' Mocha perfectly match the interior trim finisher in Fineline Pure fine-wood trim. The interior design is further enhanced by the extended leather trim on the door shoulders and instrument panel.



The BMW X5 xDrive50i with the exterior design Pure Experience and the optional Imperial Blue brilliant effect metallic paint finish. The image also shows the optional aluminium running board.



## PURE EXCELLENCE DESIGN.

### Exterior equipment package features:

- BMW kidney grille with exclusively designed slats with fronts and lower kidney grille in Chrome
- front bumper with specific design elements in Chrome and underbody protection design element in body colour
- side window frames and window recess finishers in Chrome, B-pillar and C-pillar, mirror base and mirror foot in Black high-gloss
- wheel arch trims in body colour
- rear bumper with specific design elements in Chrome
- front and side underbody protection design element in body colour
- car key with Pearl-Gloss Chrome buttons and detailing

### Special recommendation for the Pure Excellence design:

- 19" light alloy wheels Multi-spoke style 448
- BMW Individual High-Gloss Shadow Line roof railing

### BMW Individual:

The BMW Individual features perfectly complement the Pure Excellence design (see pages 46/47).

### Interior equipment package features:

- seats in Exclusive leather 'Nappa' Ivory White upholstery, extended, with contrast stitching in Atlas Grey
- interior trim finishers in fine-wood trim American Oak Anthracite, high-gloss, Poplar Grain, 'Fineline Pure' dark textured, or interior trim finishers in Aluminium high finish
- instrument panel upholstered in leather 'Walknappa' Atlas Grey with contrast stitching in Parchment
- door shoulders in leather 'Walknappa' Atlas Grey with contrast stitching in Parchment
- car key with Pearl-Gloss Chrome buttons and detailing

### Pure Excellence design combinations:

The Pure Excellence interior design can also be combined with the Pure Experience exterior design and the M Sport package.



■ Car key with Pearl-Gloss Chrome detailing.



19" light alloy wheels Multi-spoke style 448, 9 J x 19 with 255/50 R 19 tyres.



■ The instrument panel in Atlas Grey Walknappa leather accentuates the exclusive interior design with its Pergament contrast stitching.

The comfort seats for the driver and passenger with electric seat adjustment (shown here with the optional active seat ventilation at the front) are shown here in Exclusive leather 'Nappa' Ivory White with extended contents. The high-gloss American Oak Anthracite fine-wood trim adds a harmonious finishing touch to the high-grade interior.





## M SPORT PACKAGE.

### Exterior equipment package features:

- 19" M light alloy wheels Double-spoke style 467 M with mixed tyres
- 20" M light alloy wheels Double-spoke style 469 M with mixed tyres
- M Aerodynamics package with front apron, side skirts, wheel arch trims in body colour
- BMW Individual High-Gloss Shadow Line
- BMW Individual Exterior Line in satin-finish Aluminium
- BMW Individual High-Gloss Shadow Line roof railing
- roof railing in satin-finish Aluminium
- tailpipe trims in Chrome high-gloss in a design specific to the M Sport package
- M logo on the sides
- Adaptive M suspension (not available with X5 sDrive25d)
- Adaptive suspension package 'Dynamic' (not available with X5 sDrive25d, X5 xDrive25d or X5 xDrive40e)
- exclusive Carbon Black metallic paint finish (only in conjunction with the M Sport package), other paint finishes are also available
- exterior mirror caps in body colour
- LED fog lights

### BMW Individual:

The BMW Individual features perfectly complement the M Sport package (see pages 46/47).

### Interior equipment package features:

- M door sill finishers and M driver footrest
- M leather steering wheel with multifunction buttons and gearshift paddles
- sport seats for driver and front passenger in exclusive Alcantara/leather combination with M logo in the piping, additional upholstery options available
- interior trim finishers in Aluminium Hexagon; additional interior trim finisher options available
- BMW Individual headliner in Anthracite
- car key with the exclusive M logo

### M Sport package combinations:

The M Sport package can also be combined with the Pure Experience interior design or the Pure Excellence interior design.



■ The standard sport seats featuring exclusive optional Alcantara/leather upholstery with M labelling in the piping and the M leather steering wheel lend the interior a particularly sporty feel.



■ Sporty look: door sill finishers in aluminium with the 'M' logo.



■ Car key with 'M' design.



■ 19" M light alloy wheels Double-spoke style 467 M with mixed tyres, front 9 J x 19 with 255/50 R 19 tyres, rear 10 J x 19 with 285/45 R 19 tyres.



□ 20" M light alloy wheels Double-spoke style 469 M with mixed tyres, front 10 J x 20 with 275/40 R 20 tyres, rear 11 J x 20 with 315/35 R 20 tyres.





# BMW Individual

The expression of personality.



BMW Individual paint finish  
Ruby Black metallic.



## The BMW X5. Inspired by BMW Individual.

□ Driving a BMW is, in itself, a mark of character. There are those who still, however, want their vehicles to be even more individual reflections of their personality. The BMW Individual Collection and the BMW Individual Manufaktur meet these needs by opening up seemingly limitless opportunities for differentiation.

Precisely in tune with each model, the BMW Individual Collection offers a highly exclusive selection of equipment options. Fascinating paint finishes either refract the light or with a matt effect. Leather, unique in colour and scope of application, perfected with clever contrasts and decorative stitching. Interior trims in the most exclusive fine woods, the immaculate Piano finish and the finest leather.

And yet even this can be surpassed – thanks to the BMW Individual Manufaktur. Here, there is only one goal: realising almost any customer request, even the most personal, with stylish, hand-crafted perfection.



BMW Individual paint finish Ruby Black metallic and  
20" BMW Individual light alloy wheels V-spoke style 551 I.




BMW Individual extended fine-grain Merino leather upholstery in Amaro Brown with contrast stitching and elegant contrast piping in black.



## Exterior colours.



■ **Non-metallic 668 Black**<sup>1</sup>



□ **Non-metallic 300 Alpine White**<sup>2</sup>



□ **Metallic A83 Glacier Silver**



□ **Metallic 475 Black Sapphire**



□ **Metallic A90 Sophisto Grey Brilliant Effect**<sup>1</sup>



□ **Metallic B53 Sparkling Brown Brilliant Effect**<sup>1</sup>



□ **Metallic A14 Mineral Silver**<sup>1</sup>



□ **Metallic A52 Space Grey**



□ **Metallic A96 Mineral White**



□ **Metallic A89 Imperial Blue Brilliant Effect**<sup>1</sup>




□ **Metallic 416 Carbon Black**<sup>3</sup>



BMW Individual



□ **BMW Individual X01 Pearl Silver metallic**



□ **BMW Individual X03 Ruby Black metallic**



□ **BMW Individual X13 Pyrite Brown metallic**



□ **BMW Individual S34 Azurite Black metallic**

## Upholstery colours.



■ **Twill cloth AVAT Anthracite**<sup>1,7,10,11,12</sup>  
interior colour black




□ **Alcantara/leather combination**  
GMAT Anthracite<sup>3,11,12</sup>, interior colour black



□ **Dakota leather LCSW Black**<sup>4</sup>  
interior colour black



□ **Dakota leather LCMY Mocha**<sup>7,12</sup>  
interior colour black



□ **Dakota leather LCB8 Terra**  
interior colour black




□ **Dakota leather LCEW Ivory White**  
interior colour black



□ **Dakota leather LCEX Ivory White**<sup>7,12</sup>  
interior colour Ivory White



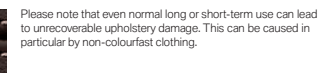
□ **Dakota leather LCCY Canberra Beige**<sup>4</sup>  
interior colour Canberra Beige



□ **Exclusive Nappa leather, extended**  
NAEX Ivory White<sup>4,5</sup>, interior colour Ivory White



□ **Exclusive Nappa leather, extended**  
NAMY Mocha<sup>4,5</sup> interior colour black



Please note that even normal long or short-term use can lead to unrecoverable upholstery damage. This can be caused in particular by non-colourfast clothing.



BMW Individual

□ **BMW Individual fine-grain Merino leather**  
ZAFU Smoke White<sup>8,9</sup>



□ **BMW Individual fine-grain Merino leather**  
ZAP3 Criollo Brown<sup>8,9</sup>



□ **BMW Individual fine-grain Merino leather**  
ZAP5 Amaro Brown<sup>8,9</sup>



□ **BMW Individual fine-grain Merino leather**  
ZAN3 Taupe<sup>8,9</sup>



□ **BMW Individual fine-grain Merino leather**  
ZAN3 Taupe<sup>8,9</sup>



□ **BMW Individual fine-grain Merino leather**  
ZAML Nutmeg<sup>8,9</sup>

The following pages illustrate the colours and materials available for the new BMW X5. Use them to identify your favourite colours, or compare various combinations. These colour samples are intended as an initial guide, however experience has shown that printed versions of paint, upholstery and interior trim colours cannot in all cases faithfully reproduce the colour appearance of the originals. We therefore recommend that you consult your BMW partner on your preferred colour choices. They will be happy to show you original samples and assist you with special requests.

<sup>1</sup> Not available with the M Sport package and M50d.

<sup>2</sup> Standard with the M Sport package and M50d.

<sup>3</sup> Only in conjunction with the M Sport package and M50d.

<sup>4</sup> In conjunction with the optional active seat ventilation at the front, the leather 'Dakota' upholstery comes with perforated surfaces on the front seats, while the exclusive leather 'Nappa' upholstery comes with perforated surfaces on the front and rear seats.

<sup>5</sup> Only available with interior design Pure Excellence.

<sup>6</sup> Only available with interior design Pure Excellence.

<sup>7</sup> Not available in conjunction with the optional BMW Individual instrument panel finished in leather (4M5).

<sup>8</sup> BMW Individual extended leather trim in fine-grain Merino includes the front and rear seats, headrests, rear panels on the front seat backrests, door panel inserts, centre console including armrest, armrests in the doors and the door handles.

<sup>9</sup> Seats with contrast piping, contrast stitching and decorative perforation (decorative perforation not available in conjunction with the optional active seat ventilation at the front). If the optional third row of seats (4UB) is chosen, all seats are only available in leather 'Dakota' Black.

<sup>10</sup> Only available in conjunction with the standard seats.

<sup>11</sup> Not available in conjunction with the third row of seats.

<sup>12</sup> Not available in conjunction with the comfort seats in front.

Dakota leather standard with X5 xDrive50i.



## Interior colours.



Black with headliner in Everest Grey



Ivory White with headliner in Oyster



Cannberra Beige with headliner in Oyster



BMW Individual headliner  
775 Anthracite<sup>1</sup>



BMW Individual headliner  
776 Alcantara Anthracite



BMW Individual headliner  
XD5 Alcantara Smoke White<sup>2</sup>



BMW Individual headliner  
XD5 Alcantara Scotch dark<sup>3</sup>

## Interior trims.



4D9 Oxide Silver dark, matt<sup>4</sup>



4B9 Fine Brushed Aluminium




4A4 Poplar Grain fine-wood trim (standard with X5 xDrive50i and X5 xDrive40d)



4C4 American Oak fine-wood trim in Anthracite, high-gloss



4D4 Finesline Pure fine-wood trim, textured, dark



4M4 Aluminium Hexagon<sup>5</sup> (standard with X5 M50d)



BMW Individual interior trim  
XE7 Piano finish Black



BMW Individual interior trim  
XEW Fine-wood trim Sen Light Brown



BMW Individual interior trim  
4WC Fine-wood trim Ash Vulcano Brown

<sup>1</sup> Standard with X5 M50d.  
<sup>2</sup> Only available in conjunction with BMW Individual fine-grain Merino leather in Amaro Brown, Criollo Brown or Smoke White.  
<sup>3</sup> Only available in conjunction with BMW Individual fine-grain Merino leather in Taupe or Nutmeg.  
<sup>4</sup> Not available in conjunction with the interior design Pure Excellence or interior design Pure Experience.  
<sup>5</sup> Only in conjunction with the M Sport package and M50d.

## Combinations.

Upholstery material	BMW upholstery colours										BMW Individual upholstery colours				
	Twill cloth	Alcantara leather combination	Dakota leather					Exclusive Nappa leather, extended	BMW Individual fine-grain Merino leather						
Standard seats	•	—	•	•	•	•	•	•	•	•	—	—	—	—	—
Comfort seats	—	—	—	—	•	•	•	•	•	•	•	•	•	•	•
Sport seats	—	•	•	•	•	•	•	•	•	•	•	•	•	•	•
Upholstery colour	Anthracite	Anthracite	Black	Mocha	Terra	Ivory White	Ivory White	Cannberra Beige	Ivory White	Mocha	Criollo Brown	Amaro Brown	Smoke White	Taupe	Nutmeg
Interior colour	Black	Black	Black	Black	Black	Black	Ivory White	Cannberra Beige	Ivory White	Black	Black	Black	Black	Black	Black
BMW exterior colours	Alpine White non-metallic	•	•	•	•	•	•	•	•	•	•	•	•	•	•
Black non-metallic	•	—	•	•	•	•	•	•	•	•	•	•	•	•	•
Glacier Silver metallic	•	•	•	•	•	•	•	•	•	•	•	•	•	•	•
Black Sapphire metallic	•	•	•	•	•	•	•	•	•	•	•	•	•	•	•
Sophisto Grey Brilliant Effect metallic	•	—	•	•	•	•	•	•	•	•	•	•	•	•	•
Sparkling Brown metallic	•	—	•	•	•	•	•	•	•	•	•	•	•	•	•
Mineral Silver metallic	•	—	•	•	•	•	•	•	•	•	•	•	•	•	•
Space Grey metallic	•	•	•	•	•	•	•	•	•	•	•	•	•	•	•
Mineral White metallic	•	•	•	•	•	•	•	•	•	•	•	•	•	•	•
Imperial Blue Brilliant Effect metallic	•	—	•	•	•	•	•	•	•	•	•	•	•	•	•
Carbon Black metallic	—	•	•	•	•	•	•	•	•	•	•	•	•	•	•
BMW Individual exterior colours	Pearl Silver metallic	•	•	•	•	•	•	•	•	•	•	•	•	•	•
Ruby Black metallic	•	•	•	•	•	•	•	•	•	•	•	•	•	•	•
Pyrite Brown metallic	•	•	•	•	•	•	•	•	•	•	•	•	•	•	•
Azurite Black metallic	•	•	•	•	•	•	•	•	•	•	•	•	•	•	•
BMW interior trims	Oxide Silver dark, matt	•	—	•	•	•	•	•	•	—	—	•	•	•	•
Fine Brushed Aluminium	•	•	•	•	•	•	•	•	•	•	•	•	•	•	•
Poplar Grain fine-wood trim	•	•	•	•	•	•	•	•	•	•	•	•	•	•	•
American Oak Anthracite, high-gloss	•	•	•	•	•	•	•	•	•	•	•	•	•	•	•
Finesline Pure fine-wood trim, textured, dark	•	•	•	•	•	•	•	•	•	•	•	•	•	•	•
Aluminium Hexagon	—	•	•	•	•	•	•	•	•	•	•	•	•	•	•
BMW Individual interior trims	Piano finish Black	•	•	•	•	•	•	•	•	•	•	•	•	•	•
Fine-wood trim Sen Light Brown	•	•	•	•	•	•	•	•	•	•	•	•	•	•	•
Fine-wood trim Ash Vulcano Brown	•	•	•	•	•	•	•	•	•	•	•	•	•	•	•

■ BMW Individual □ Optional equipment □ Standard equipment • Recommended colour combination — Not available

The models illustrated in this brochure show the specifications of vehicles produced by BMW AG for the German market. In part, they include optional equipment and accessories not fitted as standard. According to the specific requirements of the markets of other European Union member states, alterations in models, standard and optional equipment, as described in this brochure, may occur. For more precise information about country-specific vehicle versions, please contact your local BMW partner. Subject to change in design and equipment.

Please note that even normal long or short-term use can lead to unrecoverable upholstery damage. This can be caused in particular by non-colourfast clothing.

© BMW AG, Munich/Germany. Not to be reproduced wholly or in part without written permission of BMW AG, Munich.



## Standard / Optional equipment.



**Adaptive LED headlights** include accent lights, high and low beam functions, anti-dazzle high-beam lights, LED fog lights, cornering lights, indicators, daytime running lights and Adaptive Headlights with variable light control for excellent illumination of the road ahead and better visibility at night – makes driving at night more relaxing, almost like daytime.

■ **Xenon Headlights** with high and low beam functions, includes headlight washing system, LED accent lights, automatic headlight range control, as well as four LED light rings that serve as parking lights and daytime running lights.

The **Adaptive Headlights** including variable city and motorway light distribution, BMW Selective Beam (anti-dazzle High-Beam Assistant) with automatic operation of the high-beam lights, as well as Bi-Xenon headlight technology, ensure excellent illumination of the road ahead.



■ **Rear lights with LED light elements** each feature two individual high-performance LED light elements, which have a distinctive design and make the BMW easily recognisable from behind even at night.



■ **Headlight washing system** ensures optimal brightness of the headlights in all weather conditions. If the headlights are switched on, when the washing system is activated, both the front windscreen and the headlights are automatically cleaned.



■ **LED fog lights** perfectly match the colour of the LED or Xenon Headlights. Their bright, white light also increases safety in conditions with poor visibility.



■ **Rain sensor incl. automatic headlight activation.** When switched on, it automatically activates the windscreen wipers as it begins to rain, adjusting the wiper frequency in line with the rainfall intensity.

**BMW Selective Beam** (anti-dazzle High-Beam Assistant) optimally illuminates the road at night with high-beam light – without dazzling others on the road. This makes driving at night less tiring and considerably safer. This feature is only available in conjunction with the Adaptive LED Headlights or Adaptive Headlights.



■ **Air Breather** located in the front wheel arches channels the air flow at the front wheels. This decreases air resistance, thereby reducing the vehicle's fuel consumption and CO<sub>2</sub> emissions output.



**Roof railing in matt Black** sits flat on the roof, perfectly matches the exterior design and serves as the base for a multifunctional BMW roof rack system (not available with M50d).



**Roof railing in satin-finish Aluminium** sits flat on the roof, perfectly matches the exterior design and serves as the base for a multifunctional BMW roof rack system. Particularly well-suited to the Pure Experience design package.



**BMW Individual High-Gloss Shadow Line roof railing** in high-gloss Black for a truly striking aesthetic. Anodised and flush with the roof, it serves as the base for a multifunctional BMW roof rack system. Particularly well-suited to the Pure Excellence design package.



The **BMW Individual High-Gloss Shadow Line** includes numerous features in high-gloss black: side window trim, window recess finishers, window guides, trim on the B and C-pillars and mirror bases (standard with the M50d).



**BMW Individual Exterior Line** in satin-finish Aluminium.  
 **Sun protection glazing** for the rear window and rear side windows (tinted) reduces the degree to which the interior heats up in the sun, ensuring a pleasant temperature.



■ **Tailgate**, two-part, for easy access to the luggage compartment. The upper part can be opened and closed using the automatic tailgate operation control; it swings upwards, creating a wide opening. When the lower part is open, it forms a platform that can be locked in line with the floor of the luggage compartment.



**Aluminium running board** with a brushed, anodised surface and rubber inserts. This stylish design element provides added convenience when getting in and out of the car. Not available with M50d and the M Sport package.

**Soft Close Automatic** gently pulls the doors closed.



**Tow bar** can be electronically adjusted and folded away entirely under the rear apron. It also includes trailer stability control. The maximum trailer load is 3,500 kg, depending on the engine fitted.



## Standard / Optional equipment.



□ **20" light alloy wheels Y-spoke style 451** with mixed tyres, front 10 J x 20 with 275/40 R 20 tyres, rear 11 J x 20 with 315/35 R 20 tyres.



■ **18" light alloy wheels Double-spoke style 446**, 8.5 J x 18 with 255/55 R 18 tyres.



□ **19" light alloy wheels Star-spoke style 490, BMW EfficientDynamics**, 9 J x 19 with 255/50 R 19 tyres.



□ **19" light alloy wheels W-spoke style 447** with mixed tyres, front 9 J x 19 with 255/50 R 19 tyres, rear 10 J x 19 with 285/45 R 19 tyres.



□ **19" light alloy wheels Multi-spoke style 448**, 9 J x 19 with 255/50 R 19 tyres. Particularly well-suited to the Pure Excellence design package.



□ **19" light alloy wheels Star-spoke style 449**, 9 J x 19 with 255/50 R 19 tyres. Particularly well-suited to the Pure Experience design package.



□ **19" light alloy wheels V-spoke style 450**, 9 J x 19 with 255/50 R 19 tyres. (Standard with X5 xDrive50i.)



□ **20" light alloy wheels Star-spoke style 491** with mixed tyres, Black high-gloss, front 10 J x 20 with 275/40 R 20 tyres, rear 11 J x 20 with 315/35 R 20 tyres.



□ **20" BMW Individual light alloy wheels V-spoke style 551** with mixed tyres, front 10 J x 20 with 275/40 R 20 tyres, rear 11 J x 20 with 315/35 R 20 tyres.



□ **M leather steering wheel<sup>1</sup>** features multifunction buttons, the M logo, more pronounced thumb rests and a thicker rim for a better grip.  
□ **Steering wheel heating.** At the push of a button, the steering wheel rim heats up in a short space of time – particularly pleasant in winter.



□ **Sport leather steering wheel**, black, three-spoke, with multifunction buttons and chrome inlay.  
■ **Servotronic** adapts the steering power to suit the speed.  
□ **Active steering** is synonymous with precision, agility and comfort in every driving situation (not available with M50d, X5 sDrive25d, X5 xDrive25d and X5 xDrive40e).



■ **Leather steering wheel with multifunction buttons** for operating the Cruise Control and the radio or telephone.



□ **BMW Individual leather steering wheel** in the sport leather steering wheel design with wooden inlays to match the respective BMW Individual interior trim.



□ The **Multifunctional Instrument Display<sup>2</sup>** with Black Panel technology and a screen diagonal of 10.25" provides an impressive visualisation of the driving experience. Three different modes and their specific characteristics – each of which have their own colour scheme and graphic style – can be shown in the display: COMFORT, ECO PRO and SPORT modes.



□ The **full-colour BMW Head-Up Display<sup>3</sup>** projects relevant driving information directly into the driver's line of sight, allowing the driver to concentrate more closely on the road ahead. The display includes information such as the current speed, navigation directions, Speed Limit Info incl. no-overtaking indicator, along with telephone and entertainment lists.



■ **Parking brake with auto-hold function** can be conveniently activated via a button in the centre console. The brake is released once the accelerator is depressed. The auto-hold function assists the driver in stop-start traffic, or during hill starts, by preventing the car from rolling forwards or backwards when at a standstill.



■ **Eight-speed Steptronic transmission** makes for markedly smoother gear shifts and significantly improved ride comfort, thanks to fast engine speed transitions and shorter shift times. It unites outstanding comfort with palpable dynamics and increased fuel efficiency.

<sup>1</sup> Standard with X5 M50d.

<sup>2</sup> Not available with X5 xDrive40e.

<sup>3</sup> Display readability is reduced when wearing polarized sunglasses. The exact content shown on the BMW Head-Up Display will depend on the equipment options chosen. Further optional equipment is required for the display.



## Standard / Optional equipment.



□ **BMW Night Vision with Dynamic Light Spots** can detect people and larger animals at night – even at a significant distance – and illuminates them. An infrared camera mounted on the BMW kidney grille transmits images of people and animals directly onto the Control Display.




□ **Navigation System Professional** incl. hands-free kit, with USB interface, fixed 10.2" LCD colour display with split screen function (main and assistance windows), Radio Professional with DVD drive, 20 GB storage capacity for audio files. The unit is operated intuitively via the iDrive Controller with direct menu control buttons and eight functional bookmarks. Maps are displayed in 3D with satellite background images. Selected sights are shown as photorealistic images.



□ **Surround View** makes it easier to park and manoeuvre in tight spaces. The area behind and either side of the car is shown on the Control Display from a bird's eye perspective (Top View). This is combined with Side View, which assists the driver when approaching areas with limited visibility (e.g. when exiting driveways or side streets).




□ **Park Assistant** makes it easier to parallel park in roadside spaces. Suitable parking spaces can be shown and selected via the Control Display. When the driver holds down the button, the system actively takes over the task of parking the car by selecting the right gear, steering, accelerating and braking as required.



□ **Driving Assistant Plus\*** includes Approach Warning and Lane Departure Warning, as well as Active Cruise Control with Stop&Go function (shown here) and the Traffic-queue assistant\*. These features increase safety and convenience when driving on motorways.



■ **Driving Experience Control, incl. ECO PRO mode** lets the driver choose between the standard COMFORT mode, the ECO PRO mode, geared towards efficiency, and the SPORT mode, which enables even more dynamic driving. The ECO PRO mode adjusts the characteristics of the transmission as well as the heating/air conditioning settings to make the drive as fuel-efficient as possible.



□ **Traffic-queue assistant** controls the speed of the car and distance from the car ahead in dense traffic on motorways at speeds of up to 60 km/h, and even takes over steering.



□ **Lane Change Warning** detects vehicles travelling at speeds of 30 km/h or above in the driver's blind spot and warns the driver with a symbol on the exterior mirror.



□ **Rear View camera** enhances visibility when reversing at speeds below 15 km/h, for example when parking. It shows the area behind the car on the Control Display.



□ **Park Distance Control (PDC)<sup>2</sup>** front and rear makes it easier to manoeuvre and park the vehicle in even the tightest spaces. The system is automatically activated and proximity of obstacles is indicated acoustically as well as visually on the Control Display.



□ **iDrive Touch Controller (part of the Navigation System Professional).** You can easily enter destination addresses (for example) into the navigation system using your own handwriting via the touchpad integrated into the Controller.



□ **Ceramic surrounds for the controls** includes for example the gear lever, the front Controller, as well as the temperature and volume dials. For a uniquely refined interior aesthetic.



□ **Convenience telephony with extended smartphone connectivity** enables a compatible mobile phone<sup>1</sup> to be connected to the car and the hands-free kit via Bluetooth or using the snap-in adaptor. Only available in conjunction with the optional ConnectedDrive navigation package\*.  
 ■ **Hands-free kit with USB interface** enables a wireless Bluetooth connection between Bluetooth-capable mobile phones<sup>1</sup> and the vehicle.



□ **Real Time Traffic Information (RTTI)\*** provides up-to-date traffic information about motorways, dual carriageways, country roads and urban areas.



□ **Internet\*** provides access to the World Wide Web on the Control Display and includes a data flat rate (no roaming). The iDrive Controller is used to surf the internet.



□ **The TV function\*** enables the reception of digital broadcasts (DVB-T) when the car is stationary and is operated via the iDrive Controller. Only available in conjunction with the optional ConnectedDrive navigation package\*.



■ **xDrive Status<sup>3</sup>** provides information relevant for offroad driving on the instrument panel and the Control Display. In addition to the compass function (only in conjunction with Navigation System Professional), it also shows the car's angle of inclination both visually and in degrees.

\* May not be available in all countries. Please consult your BMW partner.

<sup>1</sup> For information on compatible devices see [www.bmw.com/bluetooth](http://www.bmw.com/bluetooth).

<sup>2</sup> Standard with X5 M50d.

<sup>3</sup> Not available with X5 sDrive25d.



## Standard / Optional equipment.



□ **BMW Individual instrument panel (4M5)** with black Walknappa leather upholstery on the top surface. This sophisticated feature also includes door shoulders upholstered in black Walknappa leather, for a particularly luxurious interior aesthetic.



□ **BMW Individual leather-upholstered instrument panel (XT1):** The upper part and the door panels are in Walknappa leather (black or Scotch dark)<sup>1</sup>. The lower part of the instrument panel is upholstered in fine-grain Merino leather in the BMW Individual upholstery colour. The upper and lower parts of the instrument panel and the door panels feature contrast stitching. Only available in conjunction with BMW Individual fine-grain Merino leather.



□ **BMW Individual headliner in Anthracite.** The A-, B-, C-, and D-pillar trim, sunblinds and roof handles also come in a sophisticated black finish (standard with X5 M50d).



□ **Harman Kardon Surround Sound System** includes a powerful 600 W digital amplifier, vehicle-specific equalizer, central speaker and 16 loudspeakers for truly outstanding sound quality.



□ **Professional rear entertainment** includes two independent 9.2" colour screens that can be tilted and a DVD drive. Can be used to operate the navigation system or surf the internet while driving (with the internet option and a mobile phone contract). Features remote control, connections for MP3 players, game consoles and headphones (or wireless headphones).



■ **Functional bookmarks** enable you to save and access frequently used items such as telephone numbers, navigation destinations and radio stations. A total of eight direct menu control buttons are conveniently positioned in the centre console.



■ **Automatic air conditioning with 2-zone control** features separate air volume and temperature controls for the driver and front passenger. Includes microfilter, fogging sensor, automatic air recirculation (AAR), as well as the stationary cooling and residual heat functions.

□ **Automatic air conditioning with 4-zone control** (shown here), same features as the 2-zone automatic air conditioning, plus additional air vents in the B-pillars and separate controls and screen in the rear for individual adjustment of the rear climate.



■ **Lights package with Ambient light** including the "welcome" mode, as well as nine pre-set lighting designs featuring tricolour LEDs. This package also includes numerous additional light sources positioned throughout the interior for a particularly pleasant atmosphere. Vehicle entry and exit at night is made safer thanks to vicinity lighting and exit lights.



□ **Bang & Olufsen High End Surround Sound System** includes 16 loudspeakers with a 1,200 W output. The Dirac Dimensions signal processing adds to the exceptional acoustics. The sound system includes the "Studio" and "Expanded" options, as well as illumination of the retractable central speaker and both front tweeters.



□ **Panorama glass roof**, electric, with slide and lift functions, a wind deflector and a comfort opening function via the car's remote control.

<sup>1</sup> In Black with Amaro Brown, Nutmeg or Criollo Brown upholstery.  
In Scotch dark with Smoke White or Taupe upholstery.



## Standard / Optional equipment.



□ **Comfort seats** for driver and front passenger including Active headrests, can be electrically adjusted in various ways. The top part of the backrest, the backrest width, thigh support and headrest height can be individually adjusted. The seats also feature lumbar support and a memory function for the driver and front passenger.



□ **Comfort seats in the rear<sup>1</sup>** feature particularly comfortable upholstery and can be individually adjusted in numerous ways. The two outer seats can be reclined by ten degrees in six stages. In addition, the comfort seats can be moved fore-and-aft by 80 millimetres in two sections (60:40 split), enabling you to increase the size of the luggage compartment or create more legroom as required. The rear seat backrest can also be completely folded down in a 40:20:40 split.



□ **Third row of seats<sup>1</sup>** enables the interior space to be used more flexibly. The third row of seats includes two individual fold-down seats facing the direction of travel. To facilitate entry, the second row of seats can be folded down using the Easy Entry Function (rear comfort seats are standard as part of this option). In addition, a centre console with two cup holders is included, as well as additional heating for the third row footwells (not available in conjunction with the Alcantara leather combination upholstery or Twill cloth).



■ **Rear seat backrest** (can be folded down in a 40:20:40 split) for more transport options and a customisable seat and luggage compartment configuration, as well as a rear centre armrest with two cup holders.



■ **Luggage compartment partition net** can be secured behind the second row of seats and prevents objects from falling forward into the passenger area if the driver has to brake hard.



□ **Sport seats** for driver and front passenger provide optimum lateral support with higher side bolsters and manually adjustable thigh support. The fore-and-aft position, as well as the seat angle and headrest height, can all be electronically adjusted. (Standard with M50d and the M Sport package.)




■ **Standard seats** for driver and front passenger with electrically adjustable seat height and backrest angle as well as manual adjustment of the lengthways seat position and headrest height.



□ **Seat heating** for the driver and front passenger makes it possible to heat the seat surfaces and backrests in three levels (standard with xDrive50i and M50d).



□ **Seat adjustment, electric**, with memory function enables the driver to save and retrieve their desired settings for the seat, steering wheel column and exterior mirror (standard with xDrive50i, xDrive40d and M50d).



□ **Active seat ventilation, front**, provides added comfort with air vents in the seat surfaces and backrests.



□ **Storage compartment package** includes two 12 V sockets, a sunglasses compartment on the interior mirror and a storage compartment in the rear centre armrest. The luggage compartment comes with two cargo rails, four fastening points, tensioning straps left/right, a flexible net with hooks on both sides, multi-purpose hooks and a net on the side wall.



■ **Storage options** in the front and rear doors, storage compartment with a fold-down lid to the left of the steering wheel, glove compartment, compartment for storing keys, compartment with a two-part lid under the front centre armrest, as well as a storage tray<sup>2</sup> under the floor of the luggage compartment.



□ **BMW Individual cool box<sup>1,2</sup>**, electric, can be accessed when the centre arm rest in the rear of the passenger cell is folded down. Its 13-litre volume accommodates two 0.7-litre bottles and three beverage cans. Easily removable, guaranteeing full luggage compartment capacity when needed.

<sup>1</sup> Not available with X5 xDrive40e.

<sup>2</sup> When integrated into the luggage compartment, the luggage compartment capacity is reduced by approx. 80 litres.



## Standard / Optional equipment.



■ **Ski and snowboard bag Pro<sup>1</sup>** for clean and safe transportation of up to four pairs of skis or three snowboards with two people comfortably seated in the rear. The bag can be removed easily and used outside of the vehicle. When not in use, it can be stored in the sleeve and kept under the luggage compartment floor to save space (not available in conjunction with the third row of seats).



□ **Sunblinds** for the rear side windows that can be moved up and down manually. For protection against intense sunlight, as well as increased privacy.



■ **Four cupholders**, two in the centre console with a sliding cover and two in the rear centre armrest.  
 □ **Smoker's package** includes a cigarette lighter, a removable ash tray in the front centre console and ash trays in each of the rear doors<sup>2</sup>.



■ **Bottle holders** for storing 1.5-litre bottles in the front side pockets and 1-litre bottles in the rear side pockets.



□ **Comfort Access** makes it possible to open all of the doors and the luggage compartment without using the key. Also includes vicinity lighting in the front and rear exterior door handles.



□ **BMW Service Inclusive.** Service costs are another area where your BMW Service partner can offer you an intelligent solution. With BMW Service Inclusive, routine maintenance service will be provided at no extra cost for the agreed duration or mileage. For more information visit [www.bmw.com/ServiceInclusive](http://www.bmw.com/ServiceInclusive)



□ **BMW Welt.** Picking up a car at BMW Welt ranks as one of the best moments for any driver. Make this day into an unforgettable one with a comprehensive program tailored to you. Find out more at [www.bmw-welt.com](http://www.bmw-welt.com)

## BMW M Performance accessories\*.

Choosing a BMW means opting for outstanding sportiness, dynamics and innovative vehicle technologies – in other words, values that accept no compromises. And values that you can take to an even higher level thanks to the BMW M Performance accessories product line. A line comprising a huge array of technical and design components from the fields of aerodynamics, suspension, drive systems and cockpit design, all developed with a single goal in mind – to give you an even more exhilarating experience of supreme dynamics. After all, BMW M Performance

accessories were developed for people who are inspired by ground-breaking technology and want the world to know. Your BMW Service partner will be happy to inform you about the entire range of BMW M Performance accessories and also has a special catalogue waiting for you. For more information, visit

➔ [www.bmw.com/accessories](http://www.bmw.com/accessories)



21" BMW M Performance light alloy wheels Double-spoke style 310 M.



BMW M Performance exterior mirror caps in Carbon.



BMW M Performance rear flap and BMW M Performance rear diffuser in Carbon.



BMW M Performance II Alcantara steering wheel.



BMW M Performance gear lever trim made of carbon fibre.



BMW M Performance stainless steel footrest, BMW M Performance stainless steel pedal pad.



BMW M Performance front grille in black, BMW M Performance exterior mirror caps in carbon fibre, BMW M Performance front splinter in carbon fibre, BMW M Performance foil for side sills, 21" BMW M Performance light alloy wheels Double-spoke style 599 M bicolour, BMW M Performance 19" blue braking system.

\* May not be available in all countries. Please consult your BMW partner.

<sup>1</sup> Not available with X5 xDrive40e.

<sup>2</sup> Planned availability for the ash trays in the rear doors: 4th quarter of 2015.



		xDrive35i	xDrive50i	sDrive25d	xDrive25d	xDrive30d	xDrive40d	M50d	xDrive40e <sup>10</sup>
--	--	-----------	-----------	-----------	-----------	-----------	-----------	------	-------------------------

**Weight**

Unladen weight DIN	kg	2030	2175	1995	2040	2070	2110	2190	2230
Unladen weight EU <sup>1</sup>	kg	2105	2250	2070	2115	2145	2185	2265	2305
Max. permissible weight	kg	2745	2890	2710	2755	2785	2825	2905	2980
Permitted load	kg	715	715	715	715	715	715	715	750
Permitted axle load, front/rear	kg	1255/1550	1345/1585	1210/1545	1250/1550	1290/1555	1320/1565	1335/1590	1250/1755
Permitted roof load	kg	100	100	100	100	100	100	100	100
Permitted trailer load, unbraked <sup>2</sup>	kg	750	750	750	750	750	750	750	750
Permitted trailer load, braked, max. 12% gradient <sup>3</sup>	kg	3500	3500	2700	2700	3500	3500	3500	2700
Permitted trailer load, braked, max. 8% gradient <sup>4</sup>	kg	3500	3500	2700	2700	3500	3500	3500	2700

**Engines<sup>2,3</sup>**

Cylinders/valves		6/4	8/4	4/4	4/4	6/4	6/4	6/4	4/4
Capacity	cc	2979	4395	1995	1995	2993	2993	2993	1997
Max. output/engine speed	kW (hp)/rpm	225 (306) 5800–6400	330 (450) 5500–6000	170 (231) 4400	170 (231) 4400	190 (258) 4000	230 (313) 4400	280 (381) 4000–4400	180 (245) 5000–6500
Max. torque/engine speed	Nm/rpm	400 1200–5000	650 2000–4500	500 1500–3000	500 1500–3000	560 1500–3000	630 1500–2500	740 2000–3000	350 1250–4800

**eDrive electric motor system output**

Top performance/engine speed	kW (hp)/rpm	–	–	–	–	–	–	–	83 (113) 3170
Max. torque/engine speed	Nm/rpm	–	–	–	–	–	–	–	250/ 3170
System performance	kW (hp)	–	–	–	–	–	–	–	230 (313)
System torque	Nm	–	–	–	–	–	–	–	450

**Transmission**

Standard transmission ratio	I/II:1	4.71/3.14	5.00/3.20	5.00/3.20	5.00/3.20	5.00/3.20	5.00/3.20	5.00/3.20	4.17/3.14
	III/IV:1	2.11/1.67	2.14/1.72	2.14/1.72	2.14/1.72	2.14/1.72	2.14/1.72	2.14/1.72	2.11/1.67
	V/VI:1	1.29/1.00	1.31/1.00	1.31/1.00	1.31/1.00	1.31/1.00	1.31/1.00	1.31/1.00	1.29/1.00
	VII/VIII/R:1	0.84/0.67/3.30	0.82/0.64/3.48	0.82/0.64/3.46	0.82/0.64/3.46	0.82/0.64/3.48	0.82/0.64/3.48	0.82/0.64/3.48	0.84/0.67/3.32
Rear axle transmission ratio	:1	3.15	3.15	3.39	3.39	3.15	3.15	3.15	3.15

**Performance**

Top speed	km/h	235	250 <sup>4</sup>	220	220	230	236	250 <sup>4</sup>	210
Electric top speed	km/h	–	–	–	–	–	–	–	120 <sup>6</sup>
Acceleration 0–100 km/h	s	6.5	4.9	7.7	7.7	6.8	5.9	5.3	6.8

**Fuel consumption<sup>2,3</sup>**

Urban	l/100 km	11.2–11.3	12.9–13.0	5.9	6.2	6.7–6.8	6.8	7.2	–
Extra-urban	l/100 km	6.9	7.7–7.8	4.9–5.0	5.2–5.3	5.5	5.5–5.6	6.2	–
Combined	l/100 km	8.5	9.6–9.7	5.3–5.4	5.6	5.9–6.0	6.0	6.6	3.3–3.4
CO <sub>2</sub> emissions	g/km	197–199	224–226	139–141	146–148	156–158	157–159	173	77–78
Tank capacity, approx.	l	85	85	85	85	85	85	85	85

**Energy consumption<sup>9</sup>**

	kWh/100 km	–	–	–	–	–	–	–	15.3–15.4
--	------------	---	---	---	---	---	---	---	-----------

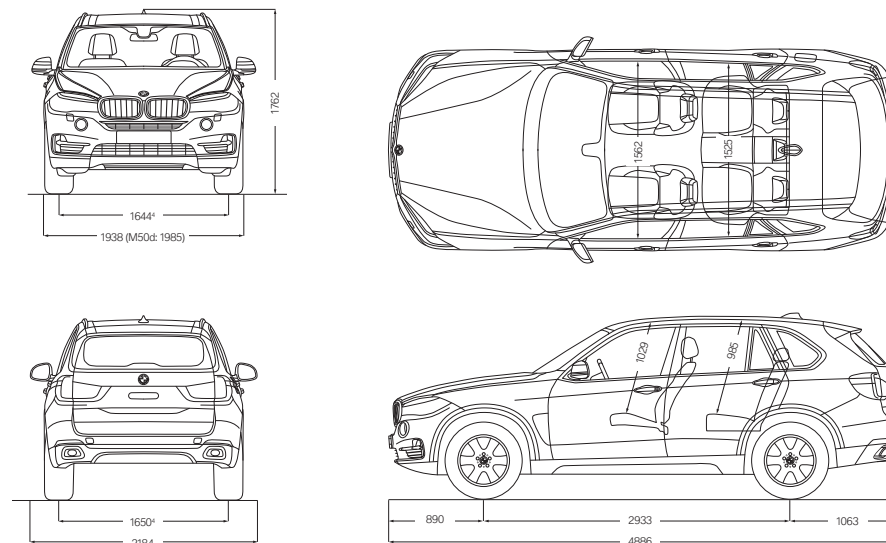
		xDrive35i	xDrive50i	sDrive25d	xDrive25d	xDrive30d	xDrive40d	M50d	xDrive40e <sup>10</sup>
--	--	-----------	-----------	-----------	-----------	-----------	-----------	------	-------------------------

**High-voltage battery capacity**

Battery type/Gross battery capacity	in kWh	–	–	–	–	–	–	–	Li-ion/9.2
Electric range (NEFZ) <sup>7</sup>	km	–	–	–	–	–	–	–	31
Charge time (with BMW i Wallbox Pure/Pro)	h	–	–	–	–	–	–	–	<3 <sup>8</sup>
Charge time (household socket)	h	–	–	–	–	–	–	–	<4 <sup>9</sup>

**Wheels**

Tyre dimensions (front/rear)	255/55 R 18 V	255/50 R 19 W	255/55 R 18 V	255/55 R 18 V	255/55 R 18 V	255/55 R 18 V	255/50 R 19 W 285/45 R 19 W	255/55 R 18 V
Wheel dimensions	8.5 J x 18	9 J x 19	8.5 J x 18	8.5 J x 18	8.5 J x 18	8.5 J x 18	9 J / 10 J x 19	8.5 J x 18
Material	light alloy	light alloy	light alloy	light alloy	light alloy	light alloy	light alloy	light alloy



All dimensions in the technical drawings are given in millimetres. Height including roof aerial.  
Luggage compartment capacity 650–1,870 litres. Luggage compartment capacity of X5 xDrive40e 500–1,720 litres.

<sup>1</sup> The figure quoted includes a 90% full tank, 68 kg for the driver and 7 kg for luggage. Unladen weight applies to vehicles with standard equipment. Optional equipment will increase this figure.  
<sup>2</sup> BMW recommends the use of RON 95 super unleaded petrol. Unleaded fuels 91 RON and higher with a maximum ethanol content of 10% (E10) may also be used. Output and fuel consumption figures apply to RON 98 fuel. All diesel models are designed for use with sulphur-free diesel petrol.  
<sup>3</sup> All engines comply with the EU6 emissions standard. Fuel consumption figures are determined according to the ECE driving cycle, which consists of approximately one-third urban traffic and two-thirds extra-urban driving (based on the distance covered). CO<sub>2</sub> emissions are measured in addition to fuel consumption. The fuel consumption figures are based on models with standard equipment. Optional equipment may increase these figures. Fuel consumption and CO<sub>2</sub> emissions are affected by the selected wheel and tyre sizes.

<sup>4</sup> The BMW X5 xDrive50i has a track width of 1,640 mm at the front and 1,646 mm at the rear. The track width of the BMW X5 M50d is 1,662 mm at the front and 1,702 mm at the rear.  
<sup>5</sup> Only with factory-fitted tow bar, otherwise the max. trailer load is 2,700 kg / 140 kg tow bar download.  
<sup>6</sup> Electronically limited.  
<sup>7</sup> Range depends on various factors, in particular: personal driving style, road conditions, external temperature, heating/climate control, thermal pre-conditioning.  
<sup>8</sup> Dependent on local electricity infrastructure. Charge time refers to the time necessary to reach 100% of the maximum capacity.  
<sup>9</sup> Energy consumption is affected by the selected wheel and tyre sizes.  
<sup>10</sup> Planned availability from autumn 2015.



## WELL TAKEN CARE OF WITH BMW SERVICES:

When you buy a BMW, you can look forward to superb service and comprehensive customer care. For example, the **Condition Based Service** independently tracks both service fluid levels and the condition of parts subject to wear and then notifies you in the display when the vehicle requires servicing. So you only need to go to your BMW service partner when it's really necessary. When you do go, our

**qualified BMW service specialists** take care of your vehicle using the newest workshop technology and only **original BMW parts**. This service is available worldwide in more than 3,300 BMW service partner establishments in over 150 countries, to provide you with limitless driving pleasure.

### BMW SERVICE.



**BMW Service Inclusive\***: The BMW Service Inclusive service packages ensure that costs for maintenance, inspection and worn parts are covered for the duration of your contract, allowing you to focus on unlimited driving pleasure. This service is available worldwide from all participating BMW service partners. For more information please visit [www.bmw.com/serviceinclusive](http://www.bmw.com/serviceinclusive)

**BMW Guarantee extension:** The BMW guarantee extension packages offer extended protection for your newly purchased BMW, in addition to the legal guarantee period. So you can enjoy another three years of carefree driving (up to the vehicle's 5th year). Find out more at [www.bmw.com/serviceinclusive](http://www.bmw.com/serviceinclusive)



**BMW Mobile Service\***: This service is there for you in case of a breakdown, day and night. Specially trained BMW technicians do everything necessary, on the phone or on-site, to get your car back on the road as fast as possible. We offer a comprehensive country-specific mobility package for breakdowns and insurance that covers you in the event of an accident or theft. And in case of an accident, call us at the BMW accident hotline! We'll take care of calling the police, an ambulance, a tow truck, a replacement car, notifying your insurance company and much more. For more information visit [www.bmw.com](http://www.bmw.com)



**BMW Teleservices\***: With Condition Based Service, you'll be automatically notified in the display of your next necessary service appointment. Provided you've consented, the most important vehicle data required for analysis will be relayed to BMW automatically. Your assigned BMW service partner will access the information and contact you free of charge to make a service appointment – if one is necessary. To access BMW Teleservices, the vehicle must be equipped with the optional Intelligent Emergency Call or ConnectedDrive Services. If necessary, the service can be deactivated at any time. For more on this topic please visit [www.bmw.com/teleservices](http://www.bmw.com/teleservices)



### BMW FINANCIAL SERVICE.

**BMW Financial Services:** Tailor-made finance: BMW Financial Services offers you attractive leasing, finance and insurance packages. For further information visit [www.bmwfs.com](http://www.bmwfs.com) or ask your local BMW partner to make you an individual offer.

### THE BMW EXPERIENCE.



**BMW TV\***: [www.bmw.tv](http://www.bmw.tv) enables you to experience the BMW brand in all its diversity. Features, portraits and background reports provide you with information on automobiles, innovations, sports and lifestyle topics.



**BMW Driving Experience:** The better you control your BMW, the more enjoyment you will derive from driving it. Use our training courses to learn for yourself what it means to reach a car's physical limits on various types of surfaces, and what you have to do to control your vehicle even in extreme situations. For further information please visit [www.bmwdrivingexperience.com](http://www.bmwdrivingexperience.com)



**BMW Welt:** Collecting a new car at BMW Welt ranks among the best moments any driver can experience. Turn this moment into an unforgettable day, and make the handover of your new BMW part of a unique programme of activities tailored to your personal preferences. With the BMW Plant, the BMW Museum and the BMW Group Headquarters, you will be surrounded by fascinating history, a breathtaking present and spectacular visions of the future. Find out more at [www.bmw-welt.com/en](http://www.bmw-welt.com/en)



**BMW Magazine:** In BMW Magazine, experience the newest BMW models in front of stunning backdrops. Discover new design trends, travel destinations and the richness of modern life. Encounter people with visionary ideas who are changing the world. Find out more at [www.bmw.com/magazine](http://www.bmw.com/magazine)

\* May not be available in all countries. Please consult your BMW partner.

## SHAPING THE FUTURE – RESPONSIBLY.



In 2014, the BMW Group was once again ranked the most sustainable car manufacturer in the world by the Dow Jones Sustainability Index. It is the only automotive company to have featured on the renowned index every year since its inception. The development of efficient vehicle concepts and eco-friendly production processes, up to and including recycling, is an integral part of our engineering philosophy. BMW EfficientDynamics standards have enabled us to cut the CO<sub>2</sub> emissions of our fleet of new vehicles in Europe by more than 30% between 1995 and today. We're also aiming to reduce the amount of resources such as water and energy used in production by 45% between 2006 and 2020. Production at our engine plant in Steyr has been waste-water free since 2007. And of course each of our vehicles is designed for easy and economical recycling after its long running life. Please contact your BMW partner on all matters regarding your end-of-life vehicle. For further information please visit our websites.

[www.bmw.com/EfficientDynamics](http://www.bmw.com/EfficientDynamics)  
[www.bmwgroup.com/responsibility](http://www.bmwgroup.com/responsibility)  
[www.bmw.com/recycling](http://www.bmw.com/recycling)



More about BMW



Sheer  
Driving Pleasure

[www.bmw.com](http://www.bmw.com)



The models illustrated in this brochure show the specifications and configurations (standard and optional equipment) of vehicles produced by BMW AG for the German market. According to the specific requirements of other markets, alterations in standard and optional equipment and the configurations available for the different models, as described in this brochure, may occur. For more precise information about country-specific vehicle versions, please contact your local BMW partner. Subject to change in design and equipment.

© BMW AG, Munich/Germany. Not to be reproduced wholly or in part without written permission of BMW AG, Munich.

4 11 005 231 202 2015 BB. Printed in Germany 2015.



MIX  
Paper from  
responsible sources  
FSC® C014963